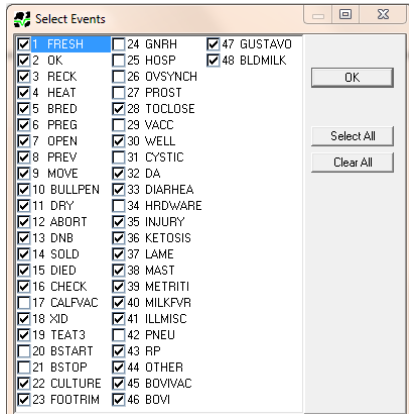



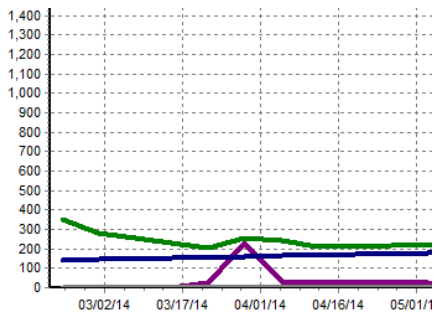
## Average herd size (dry and lactating cows):

Command: ECON FOR LACT>0\ID1.1.2015-12.31.2015

Click on OK in the dialog box when prompted. No need to change any checked boxes.



Switch to the report table by clicking on the Report tab at the bottom of the screen.



Scroll to the bottom of the report

The average weekly herd size (dry and lactating cows) for the past 365 days is found in the fourth column (LACT>0).

1/31/15	3848	566	4414	87
2/07/15	3931	449	4380	90
2/14/15	3987	421	4408	90
=====				
Summary	3863	578	4441	87

### **Percent of herd that are first lactation cows:**

Command: SUM BY LGRP FOR LACT>0

Some cowfiles use LCTGP instead of LGRP.

### **Breeds and Do over 25% of cows in the herd have a non-Holstein parent?:**

Command: SUM BY CBRD FOR LACT>0

### **Voluntary waiting period policy**

Command to visualize current policy and policy changes over time by lactation group:

EGRAPH BRED FOR LACT>0\SN1T150 BY LGRP

### **Average calving interval and Average days to first breeding:**

Command: SUM CINT DIMFB FOR LACT>0

### **Percent of herd pregnant by 150 days in milk:**

PCT DOPN<151 FOR LACT>0 CDAT>0

### **Average 21-day pregnancy rate:**

This command includes the entire cow herd, including bull pens if present, to more accurately reflect true total herd performance.

Command: BREDSUM\EAD or BREDSUM\EAVD (When prompted select a start date of Jan 1<sup>st</sup> and an end date of December 31<sup>st</sup> for the past full calendar year.)

### **How many cows left the herd during the time period (all reasons)?**

Command: ECON FOR LACT>0\D (When prompted select a start date of Jan 1<sup>st</sup> and an end date of December 31<sup>st</sup> for the past full calendar year.)

Choose number 9 (Dead cow report)

The combined total is listed at the bottom of the column on the far right.

### **Of the total number of cows that left the herd, how many left because of reproductive reasons?**

Command: ECON FOR LACT>0\D (When prompted select a start date of Jan 1<sup>st</sup> and an end date of December 31<sup>st</sup> for the past full calendar year.)

Choose number 9 (Dead cow report)

Total is the last column of the row "Sold – breeding"

### **Percent of the herd that are greater than 300 DIM and open:**

Command: PCT CDAT=0 DIM>300 FOR LACT>0 DDAT=0